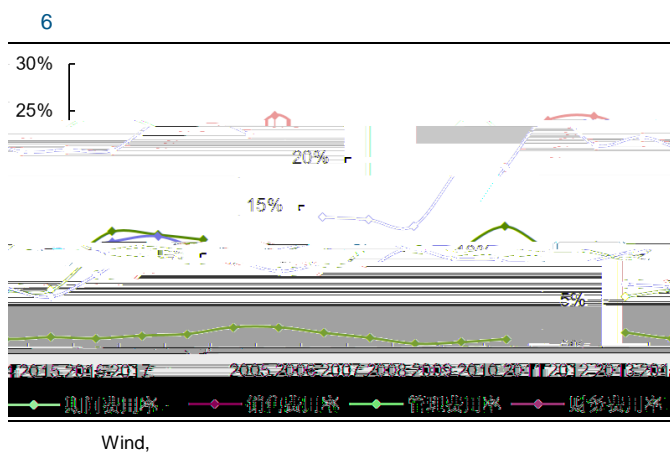




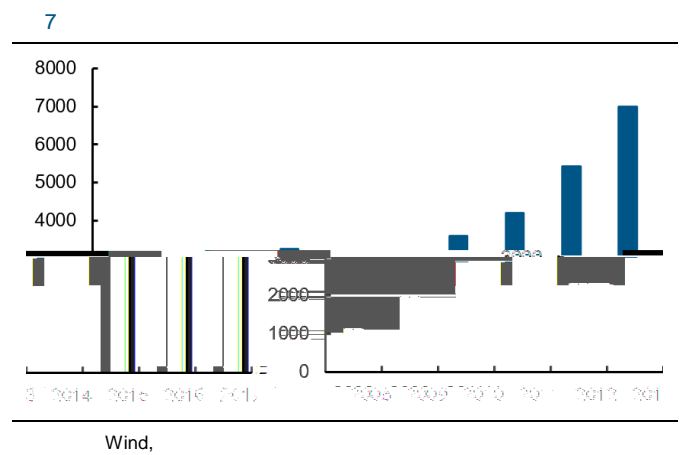




2019



2019




1

2015	126.65	99.63	71.03	70.60	86.97
------	--------	-------	-------	-------	-------

/

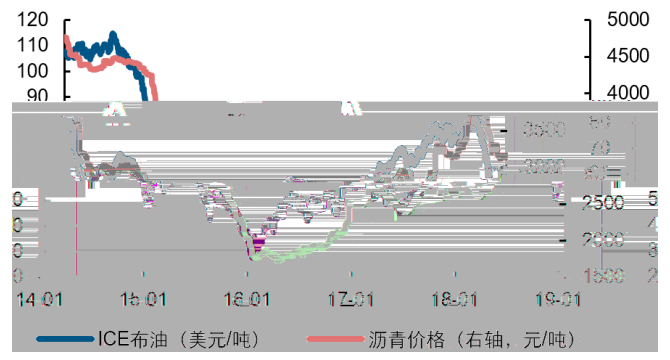
/

9



Wind

10



Wind

2019

2018-2020      EPS1.03   1.29   1.66   <sup>2</sup>

13   10

<sup>2</sup>      EPS

PE16



---

1198

29

200122

8

11

430015

33

15

100032

1

3

36

518048

10060000